




YANMAR

YDP SERIES

Portable Diesel Pumps

A new era in diesel pump technology – 44 models and up to 1.750 ltr/min



YANMAR

A century of heritage and quality



DB MOTEURS DUNKERQUE

Revendeur Yanmar

www.dbmoteurs.fr

03 28 64 36 36

contactweb@dbmoteurs.fr

CONTACTEZ-NOUS POUR TOUT BESOIN DE MOTEUR

Key Features of the YDP-series

Compact and portable design

Compact and available with optional wheelkit for quick and easy movement from job to job

Suction & Disport Charge Ø

Depending on model available in the size 50mm (2"), 80mm (3") and 100mm (4")

Cast iron and cast steel components

Provides durability and reliability – even in the toughest conditions

Battery for electric start models

Easily start your pump with just a key switch

Suction Charge Ø


Depending on model available in the size 50mm (2"), 80mm (3") and 100mm (4")


Suction Lift

Suction lift up to 7 meters

High outputs ranging from 500 up to 1.750 liters per minute

Versatile and able to pump liquids with varying characteristics and content from fresh water to liquid with significant amounts of debris





Standard large 13 litre fuel tank

With a larger than industry standard fuel tank providing continuous and longer running hours

8 Hours operating time*

On average over 8 hrs in full capacity pumping

Electric starting

Electric and recoil starting is available in all models ensuring easier starting for operators

Recoil start lever

Provides a reliable, easy-to-start pull option

Four stroke air cooled YANMAR diesel engine

Provides dependable, fuel-efficient power


Speed control level

Easy control of the discharge volume

Anti-vibration platform

Reduces vibration and noise and can extend machine life

** Testing conducted by Yanmar, real world operating time may vary due to local circumstances and/or conditions*



- **A proven performer, now EU Stage-V compliant**

Having proved its credentials in some of the world's harshest working environments the enhanced and durable YDP Series of diesel pumps is now EU Stage-V and CE certified, bringing their performance excellence into Europe.

- **Industry-leading features including electric starting**

The durable and dependable new 44-model YDP Series offers a range of features aimed at increasing productivity and run-time including an advanced Yanmar engine, much larger than standard fuel tanks and electric starting.

- **Operator friendly**

The low noise, low vibration YDP pumps are easier than ever to maintain and are compact and simple to transport due to their optional wheel kit – and all supported by an attractive two-year warranty.

- **Low fuel consumption and versatile power outputs**

The cutting-edge, direct injection, four-stroke Yanmar engine ensures low fuel consumption. Available in a range of power outputs to suit numerous applications and varying content from fresh water to liquid with significant amounts of debris.

- **High performance and high output**

Each model boasts a high output ranging from 500 up to 1.750 liters per minute coupled with low noise and vibrations.

- **European-made**

The pumps are made at Yanmar's facility in Italy ensuring fast deliver and locally held parts for swift availability. Many parts are made from high quality cast iron and cast steel.

YDP-series: Pumping Perfection

The YDP Series provides industry-leading pumping capabilities for applications around the world. And as it is now EU Stage-V compliant and CE marked, the series meets the highest emissions standards globally. High quality components and a renowned Yanmar direct injection ensure optimal, low-cost performance backed by easy maintenance and a two-year warranty. And as the pumps are manufactured at a Yanmar facility in Europe your Yanmar support partner is there for swift back-up standards.

Buying guide

The YDP Series offers a wide choice able to suit your exact pumping needs.

STEP 1. IDENTIFY YOUR PUMPING NEEDS - WHERE ARE YOU BASED?

<p>Are you located in a regulated region where EU Stage-V or EPA Tier-4 compliance is needed?</p>	<p>Are you based in a less or non-regulated region where such compliance levels are not required??</p>
<p>☑ Choose one of the brand-new EU Stage-V compliant or EPA Tier-4 YDP Yanmar pumps.</p>	<p>☑ You can choose a non-regulated model.</p>

STEP 2. WHAT TYPE OF WATER DO YOU NEED TO PUMP?

<p>☑ Is it Clean Water?</p>	<p>☑ All the models can handle fresh water.</p>
<p>☑ Is it Semi Trash Water?</p>	<p>☑ Semi trash pumps are typically used to pump clean or slightly muddy and sandy water. They are not designed to handle large solids or high concentrations of solids.</p>
<p>☑ Is it Trash Water?</p>	<p>☑ Trash pumps are designed to handle water containing debris and solids such as sludge, leaves, sand and mud.</p>

STEP 3. SIZE SUCTION & DISCHARGE PORTØ

<p>☑ Depending on model, pump is equipped with a 50mm (2"), 80mm (4") or 100mm (4") port.</p>

STEP 4. MAXIMUM TOTAL HEAD

<p>☑ Depending on model pump maximum total head ranges from 24 - 32 meter</p>

STEP 5. SELECT YOUR MODEL FROM THE SPECIFICATIONS TABLES

Specifications: Fresh Water Series

Fresh Water Pumps (Emission: EU STAGE-V)					
Model		YDP20V(E)	YDP30V(E)	YDP40V(E)	
PUMP	Type	Self-priming pump			
	Suction & Discharge ø	mm (inch)	50 (2")	80 (3")	100 (4")
	Maximum total head	m	32	28	26.5
	Suction lift	m	7		
	Maximum capacity	ltr/min	550	900	1300
ENGINE	Model	L48V6V-PYI2 (L48V6V-PEYI2)		L70V6V-PYI2 (L70V6V-PEYI2)	
	Type	4-stroke, air cooled diesel engine			
	Displacement	cc	219		320
	Maximum output	kW/rpm	3.4/3600		4.8/3600
	Continuous output	kW/rpm	3.1/3600		4.3/3600
	Starting system	Recoil / Electric			
	Fuel oil tank capacity	ltr	13 (diesel)		
UNIT	Dimensions LxWxH	mm	530 x 484 x 637 (530 x 484 x 637)		630 x 484 x 727 (630 x 484 x 727)
	Dry weight Recoil (Electric)	kg	46 (61)	48 (63)	62 (77)

Fresh Water Pumps (Emission: NON-REGULATED)					
Model		YDP20N(E)	YDP30N(E)	YDP40N(E)	
PUMP	Type	Self-priming pump			
	Suction & Discharge ø	mm (inch)	50 (2")	80 (3")	100 (4")
	Maximum total head	m	32	28	26.5
	Suction lift	m	7		
	Maximum capacity	ltr/min	550	900	1300
ENGINE	Model	L48N6-PYI2 (L48N6-PEYI2)		L70N6-PYI2 (L70N6-PEYI2)	
	Type	4-stroke, air cooled diesel engine			
	Displacement	cc	219		320
	Maximum output	kW/rpm	3.5/3600		4.9/3600
	Continuous output	kW/rpm	3.1/3600		4.4/3600
	Starting system	Recoil / Electric			
	Fuel oil tank capacity	ltr	13 (diesel)		
UNIT	Dimensions LxWxH	mm	530 x 484 x 637 (530 x 484 x 637)		630 x 484 x 727 (630 x 484 x 727)
	Dry weight Recoil (Electric)	kg	44 (59)	46 (61)	62 (77)

Specifications: Semi Trash-series

Semi Trash Pumps (Emission: EU STAGE-V)					
Model		YDP20STV(E)	YDP30STV(E)	YDP40STV(E)	
PUMP	Type	Self-priming pump			
	Suction & Discharge ø	mm (inch)	50 (2")	80 (3")	100 (4")
	Maximum total head	m	22.5	23	25
	Suction lift	m	7		
	Maximum capacity	ltr/min	550	850	1300
ENGINE	Model	L48V6V-PSTYI2 (L48V6V-PESTYI2)		L70V6V-PYI2 (L70V6V-PEYI2)	
	Type	4-stroke, air cooled diesel engine			
	Displacement	cc	219		320
	Maximum output	kW/rpm	3.4/3600		4.8/3600
	Cont. Output	kW/rpm	3.1/3600		4.3/3600
	Starting system	Recoil (Electric)			
	Fuel oil tank capacity	ltr	13 (diesel)		
UNIT	Dimensions LxWxH	mm	530 x 484 x 637 (530 x 484 x 637)		630 x 484 x 727 (630 x 484 x 727)
	Dry weight Recoil (Electric)	kg	46 (61)	47 (63)	61 (76)

Semi Trash Pumps (Emission: NON-REGULATED)					
Model		YDP20STN(E)	YDP30STN(E)	YDP40STN(E)	
PUMP	Type	Self-priming pump			
	Suction & Discharge ø	mm (inch)	50 (2")	80 (3")	100 (4")
	Maximum total head	m	22.5	23	25
	Suction lift	m	7		
	Maximum capacity	ltr/min	550	850	1300
ENGINE	Model	L48N6-PSTYI2 (L48N6-PESTYI2)		L70N6-PYI2 (L70N6-PEYI2)	
	Type	4-stroke, air cooled diesel engine			
	Displacement	cc	219		320
	Maximum output	kW/rpm	3.5/3600		4.9/3600
	Cont. Output	kW/rpm	3.1/3600		4.4/3600
	Starting system	Recoil / Electric			
	Fuel oil tank capacity	ltr	13 (diesel)		
UNIT	Dimensions LxWxH	mm	530 x 484 x 637 (530 x 484 x 637)		630 x 484 x 727 (630 x 484 x 727)
	Dry weight Recoil (Electric)	kg	44 (59)	45 (61)	61 (76)

Specifications: Trash-series

Trash Pumps (emission: EU STAGE-V)					
Model		YDP20TV(E)	YDP30TV(E)	YDP40TV(E)	
PUMP	Type	Self-priming pump			
	Suction & Discharge ø	mm (inch)	50 (2")	80 (3")	100 (4")
	Maximum total head	m	24	27	24
	Suction lift	m	7		
	Maximum capacity	ltr/min	550	1150	1700
ENGINE	Model	L48V6V-PYI2 (L48V6V-PEYI2)	L70V6V-PYI2 (L70V6V-PEYI2)	L100V6V-PTYI2 (L100V6V-PETYI2)	
	Type	4-stroke, air cooled diesel engine			
	Displacement	cc	219	320	435
	Maximum output	kW/rpm	3.4/3600	4.8/3600	6.8/3600
	Continous output	kW/rpm	3.1/3600	4.6/3600	6.2/3600
	Starting system	Recoil (Electric)			
	Fuel oil tank capacity	ltr	13 (diesel)		
UNIT	Dimensions L xWxH	mm	580 x 484 x 620 (580 x 484 x 620)	680 x 484 x 710 (680 x 484 x 710)	718 x 484 x 740 (718 x 484 x 740)
	Dry weight Recoil (Electric)	kg	59 (74)	80 (95)	94 (109)

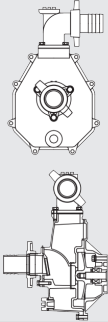
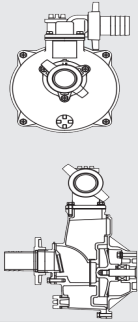
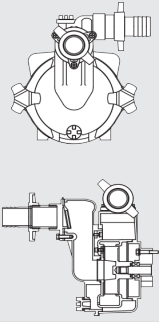



Trash Pumps (emission: NON-REGULATED)					
Model		YDP20TN(E)	YDP30TN(E)	YDP40TN(E)	
PUMP	Type	Self-priming pump			
	Suction & Discharge ø	mm (inch)	50 (2")	80 (3")	100 (4")
	Maximum total head	m	24	27	25
	Suction lift	m	7		
	Maximum capacity	ltr/min	550	1150	1750
ENGINE	Model	L48N6-PYI2 (L48N6-PEYI2)	L70N6-PYI2 (L70N6-PEYI2)	L100N6-PTYI2 (L100N6-PETYI2)	
	Type	4-stroke, air cooled diesel engine			
	Displacement	cc	219	320	435
	Maximum output	kW/rpm	3.5/3600	4.9/3600	7.4/3600
	Continous output	kW/rpm	3.1/3600	4.4/3600	6.6/3600
	Starting system	Recoil (Electric)			
	Fuel oil tank capacity	ltr	13 (diesel)		
UNIT	Dimensions LxWxH	mm	580 x 484 x 620 (580 x 484 x 620)	680 x 484 x 710 (680 x 484 x 710)	718 x 484 x 740 (718 x 484 x 740)
	Dry weight Recoil (Electric)	kg	57 (72)	76 (93)	91 (109)

Specifications YDP-W series

Fresh Water & Semi Trash Pumps (Emission: EPA TIER-4)			
		Fresh water	Semi-trash pump
Model		YDP40W(E)	YDP40STW(E)
PUMP	Type	Self-priming pump	
	Suction & Discharge ø	mm (inch)	100 (4")
	Maximum total head	m	26.5
	Suction lift	m	7
	Maximum capacity	ltr/min	1300
ENGINE	Model	L70W6-PYI2 (L70W6-PEYI2)	L70W6-PYI2 (L70W6-PEYI2)
	Type	4-stroke, air cooled diesel engine	
	Displacement	cc	320
	Maximum output	kW/rpm	4.8/3600
	Continous output	kW/rpm	4.3/3600
	Starting system	Recoil (Electric)	
	Fuel oil tank capacity	ltr	13 (diesel)
UNIT	Dimensions LxWxH	mm 630 x 484 x 727 (630 x 484 x 727)	
	Dry weight Recoil (Electric)	kg	64 (79)

Trash Pumps (Emission: EPA TIER-4)			
Model		YDP30TW(E)	YDP40TW(E)
PUMP	Type	Self-priming pump	
	Suction & Discharge ø	mm (inch)	80 (3")
	Maximum total head	m	27
	Suction lift	m	7
	Maximum capacity	ltr/min	1150
ENGINE	Model	L70W6-PYI2 (L70W6-PEYI2)	L100W6-PTYI2 (L100W6-PETYI2)
	Type	4-stroke, air cooled diesel engine	
	Displacement	cc	320
	Maximum output	kW/rpm	4.8/3600
	Continous output	kW/rpm	4.3/3600
	Starting system	Recoil (Electric)	
	Fuel oil tank capacity	ltr	13 (diesel)
UNIT	Dimensions LxWxH	mm 680 x 484 x 710 (680 x 484 x 710)	718 x 484 x 740 (718 x 484 x 740)
	Dry weight Recoil (Electric)	kg	77 (95)

Pump Detail


		Fresh water	Semi-Trash	Trash
Construction				
Impeller				
Material (Principal Parts)	Pump Casing	Aluminum Diecast (ADC12)		Aluminum Cast (AC2B)
	Casing Cover	Aluminum Diecast (ADC12)		Aluminum Cast (AC2B)
	Impeller	Cast Iron (FC150)	Cast Iron (FC200)	Cast Steel (HCr)
	Inner Casing	Cast Iron (FC150)	Cast Iron (FC200)	Cast Iron (FC300)
	Liner	-	-	Stainless Steel (SUS430, 403)
Strainer		2" / 3" / 4" ∅6x5.5 / ∅7x9 / ∅7	2" / 3" / 4" ∅20x20 / ∅20x20 / ∅7	2" / 3" / 4" ∅20 / ∅31 / ∅31

Standard Accessories

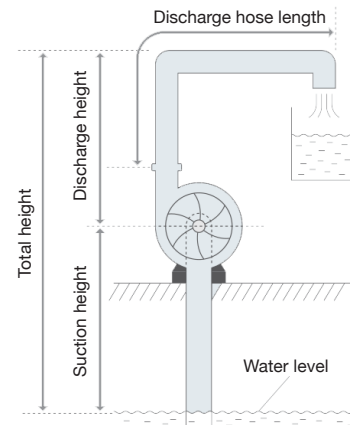
Slot-in type strainer



Hose coupling set



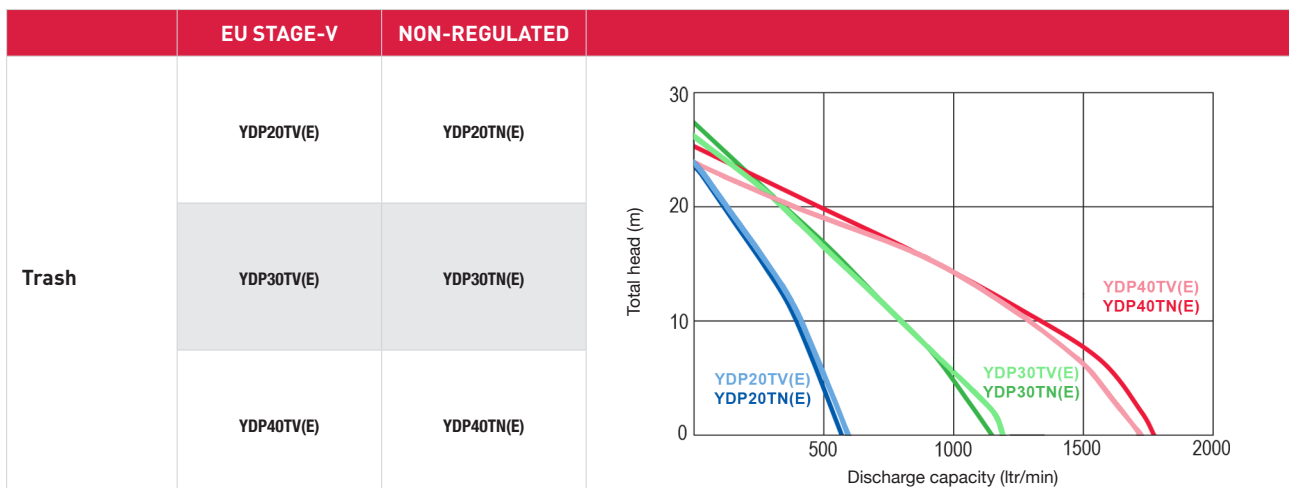
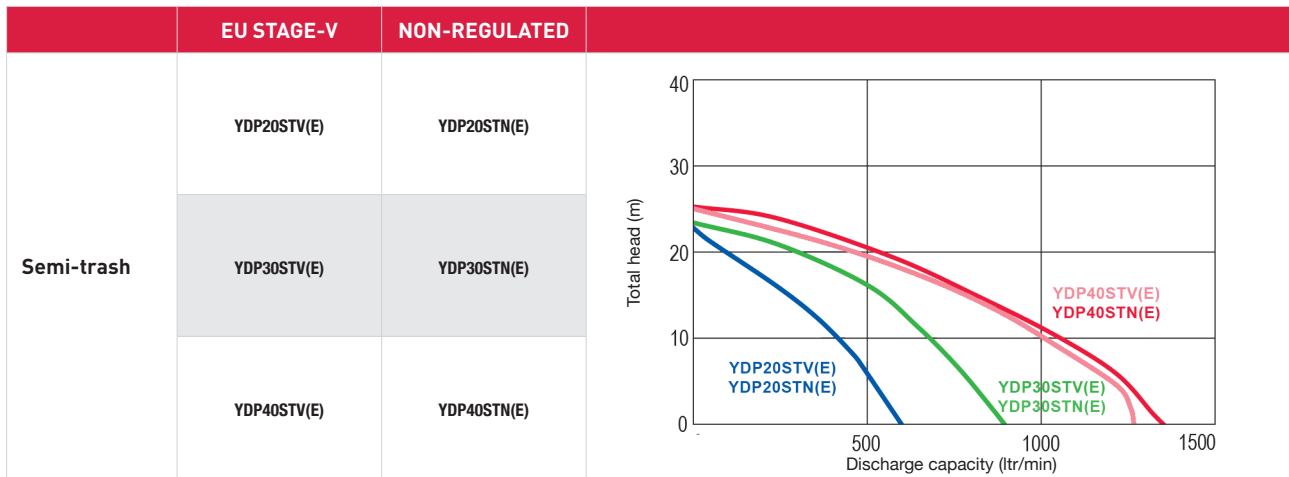
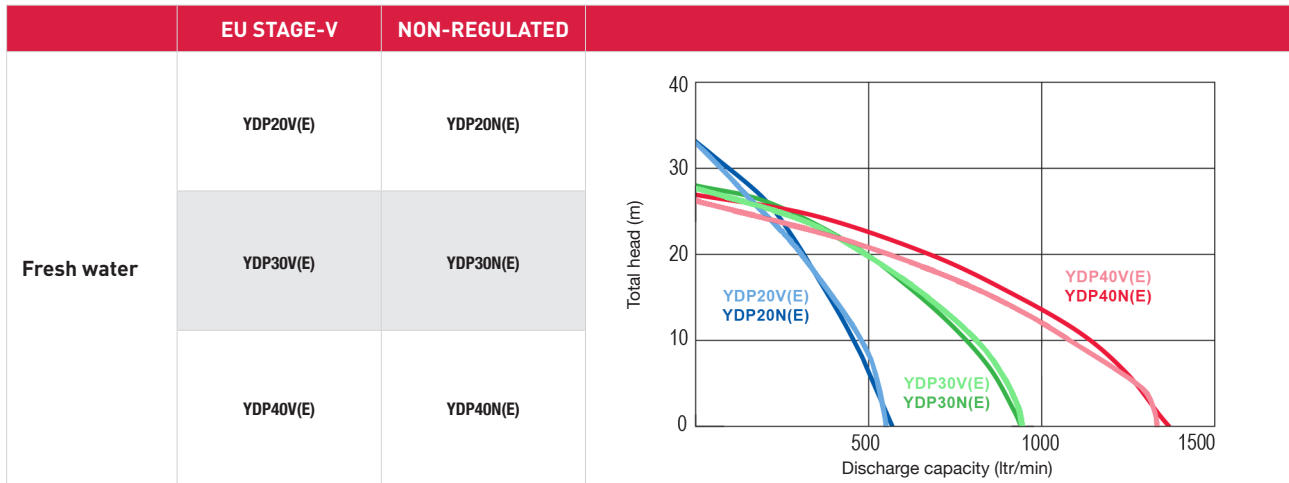
Hose band



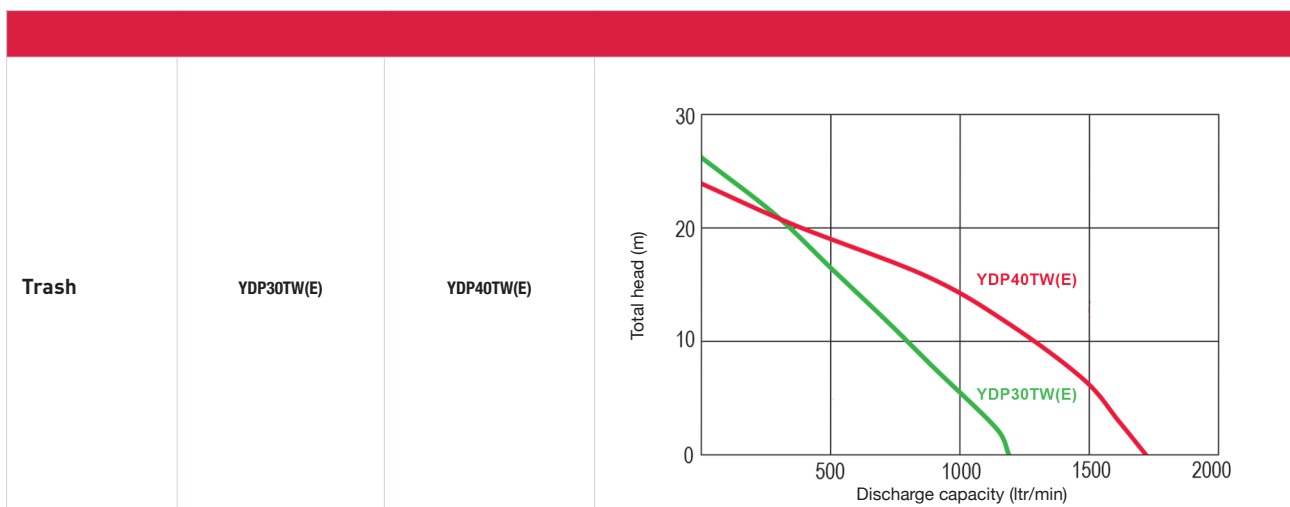
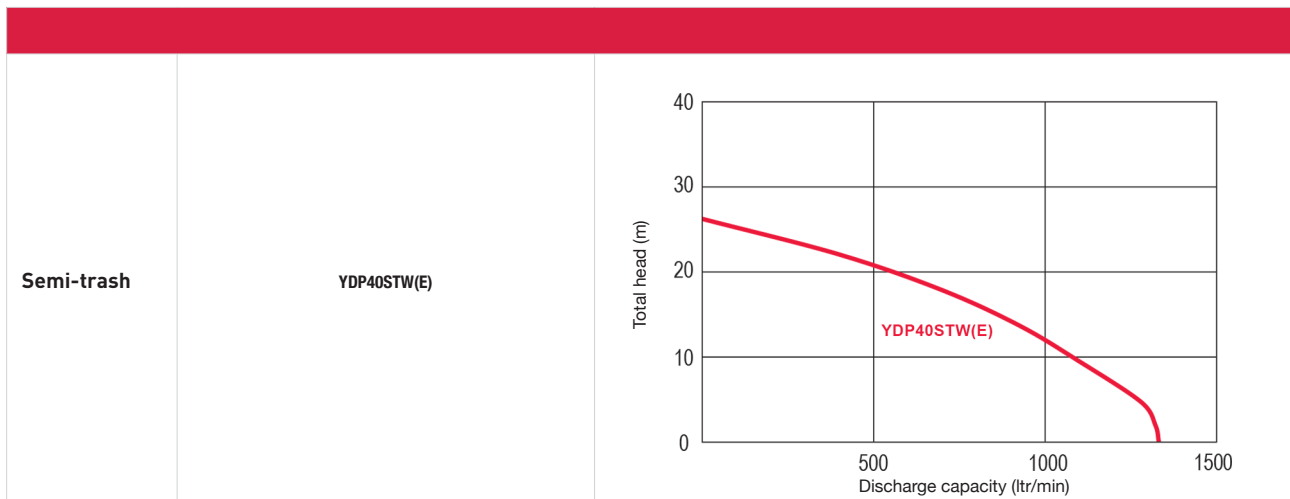
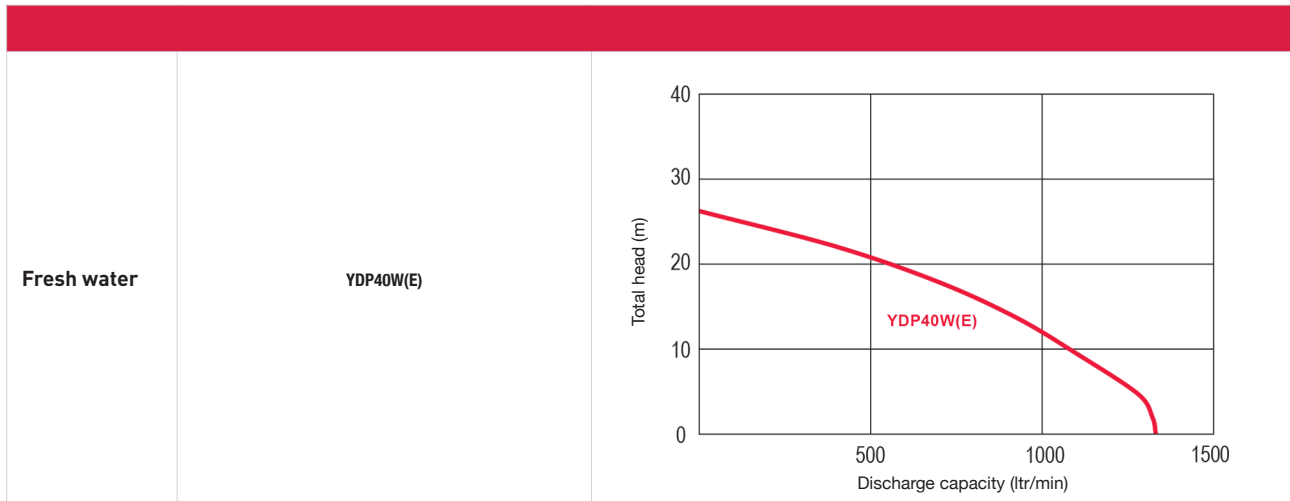
Pump Type	Fresh water	Semi-trash water	Trash water
Strainer	○	○	○
Hose coupling set	○	○	○
Hose band (4x)	○	○	○
Battery box + cable	○*	○*	○*
Tools	○	○	○

* Only for Electric start

Performance Charts



Performance Charts YDP-W series*



Exceeding Power and Environmental Expectations

Designed with Yanmar's proprietary direct injection technology, maximum combustion efficiency is achieved through an ideal match between the combustion chamber and injection system. This means a powerful, yet environment friendly engine.



Model Overview

Emission	Model	Fresh	Semi-trash	Trash	Maximum capacity lit/min	Total head data kW/rpm	Dry weight Recoil (Electric) kg	Dimensions LxWxH (Electric) mm
EU STAGE-V	YDP20V(E)	•			550	3,4/3600	46 (61)	530x484x637 (530x484x637)
	YDP30V(E)	•			900	3,4/3600	48 (63)	530x484x637 (530x484x637)
	YDP40V(E)	•			1300	4,8/3600	62 (77)	630x484x727 (630x484x727)
	YDP20STV(E)		•		550	3,4/3600	46 (61)	530x484x637 (530x484x637)
	YDP30STV(E)		•		850	3,4/3600	47 (63)	530x484x637 (530x484x637)
	YDP40STV(E)		•		1300	4,8/3600	61 (76)	630x484x727 (630x484x727)
	YDP20TV(E)			•	550	3,4/3600	59 (74)	580x484x620 (580x484x620)
	YDP30TV(E)			•	1150	4,8/3600	80 (95)	680x484x710 (680x484x710)
EPA TIER-4	YDP40TV(E)			•	1700	6,8/3600	94 (109)	718x484x740 (718x484x740)
	YDP40W(E)	•			1300	4,8/3600	64 (79)	630x484x727 (630x484x727)
	YDP40STW(E)		•		1300	4,8/3600	63 (78)	630x484x727 (630x484x727)
	YDP30TW(E)			•	1150	4,8/3600	77 (95)	680x484x710 (680x484x710)
NON-REGULATED	YDP40TW(E)			•	1700	6,8/3600	93 (111)	718x484x740 (718x484x740)
	YDP20N(E)	•			550	3,5/3600	44 (59)	530x484x637 (530x484x637)
	YDP30N(E)	•			900	3,5/3600	46 (61)	530x484x637 (530x484x637)
	YDP40N(E)	•			1300	4,9/3600	62 (77)	630x484x727 (630x484x727)
	YDP20STN(E)		•		550	3,5/3600	44 (59)	530x484x637 (530x484x637)
	YDP30STN(E)		•		850	3,5/3600	45 (61)	530x484x637 (530x484x637)
	YDP40STN(E)		•		1300	4,9/3600	61 (76)	630x484x727 (630x484x727)
	YDP20TN(E)			•	550	3,5/3600	57 (72)	580x484x620 (580x484x620)
YDP30TN(E)			•	1150	4,9/3600	76 (93)	680x484x710 (680x484x710)	
YDP40TN(E)			•	1750	7,4/3600	91 (109)	718x484x740 (718x484x740)	



Find your Yanmar dealer nearby

Home-based in Japan, Yanmar is a premium brand in industrial diesel engines and power products. European headquarters are located in The Netherlands.

For industrial products, spare parts and support we have a broad network of carefully selected dealers and distributors in European countries, Middle East and Africa.

www.yanmar.com/eu/industrial



DB MOTEURS DUNKERQUE

Revendeur Yanmar

www.dbmoteurs.fr

03 28 64 36 36

contactweb@dbmoteurs.fr

CONTACTEZ-NOUS POUR TOUT BESOIN DE MOTEUR



Regional Office / Sales & Service

Yanmar Europe B.V.

Brugplein 11, 1332 BS Almere, The Netherlands

T: +31 (0)36 549 3200

F: +31 (0)36 549 3209

www.yanmar.com/eu