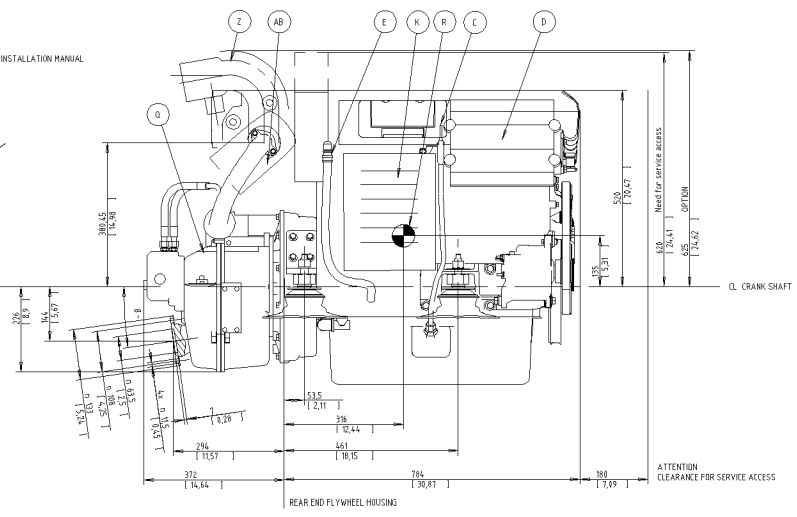
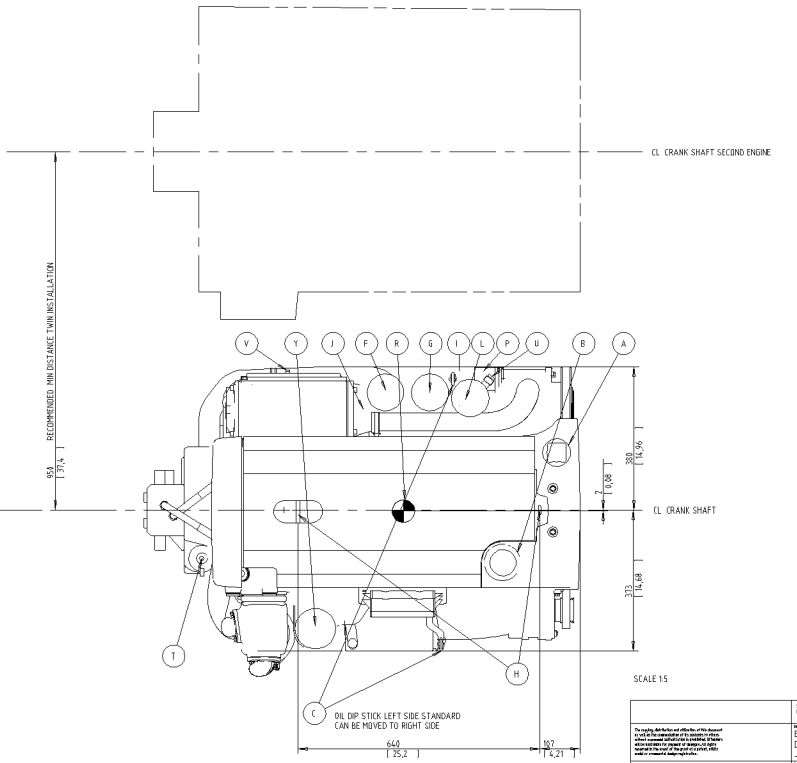
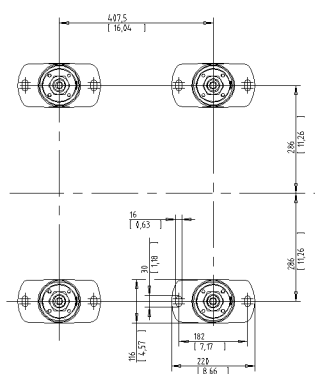


MAX WATER LEVEL - SEE INSTALLATION MANUAL



- (A) WATER FILLER CAP, FRESH WATER
- (B) OIL FILLER CAP, ENGINE
- (C) OIL DIP STICK, ENGINE LEFT OR RIGHT SIDE MOUNTED
- (D) ECU CONTROL UNIT
- (E) OIL DRAIN (WITH PUMP), ENGINE n 12,5
- (F) OIL FILTER MAIN
- (G) OIL FILTER BYPASS
- (H) LIFTING EYE
- (I) WATER DRAIN, FRESH WATER
- (J) WATER DRAIN, SEA WATER
- (K) AIR FILTER
- (L) FUEL FILTER
- (M) HOT WATER OUTLET
- (N) HOT WATER INLET
- (P) SEA WATER INLET n 38
- (Q) OIL DIP STICK REVERSE GEAR
- (R) CENTRE OF GRAVITY
- (S) ELASTIC SUSPENSIONS 4x
- (T) OIL DRAIN REVERSE GEAR
- (U) FUEL INLET CONNECTION
- (Y) FUEL RETURN TO TANK
- (X) ENGINE STOP
- (V) CRANK CASE VENTILATION
- (Z) EXHAUST RISER n 102 (4") (OPTION)
- (AA) SEA WATER PUMP
- (AB) EXHAUST ELBOW n 102 (4")
- (AC) EXTRA ALTERNATOR
- (AD) DIAGNOSE CONNECTOR
- (AF) DATALINK, SENDER AND AUX (2x)



SCALE 1:5

<p>ENGINE DIMENSIONS AND GENERAL DIMENSIONS (SEE FIG. 10)</p> <p>ENGINE DIMENSIONS</p> <p>DIA. IN INCH</p>	
<p>DIMENSION DRAWING</p> <p>Scale: 1:5</p>	
<p>Doc. No. 21912434</p> <p>Doc. Title ENGINE DIMENSIONS</p> <p>Doc. Date 01</p> <p>Doc. Rev. 1</p>	<p>Doc. Status Released</p>

Plus d'informations sur : www.dbmoteurs.fr